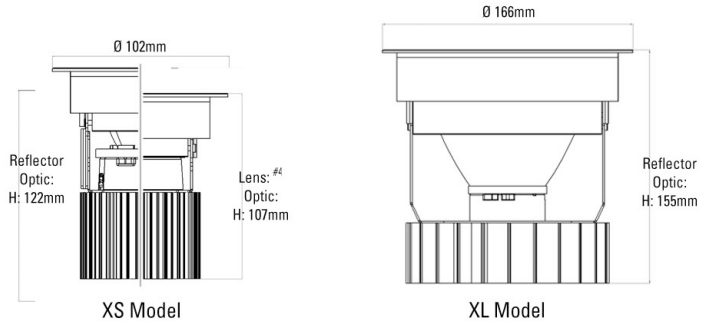


ENEPRO XICATO ADJUSTABLE - XIM DOWNLIGHT

DATE	April 2016	CODE	ENLEDXA-T1-1-EU	B
PROJECT			TYPE	

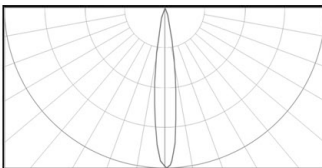


LED Module Type	XIM Standard Series / XIM Vibrant Series / XIM Artist Series
LED Type	Xicato Corrected Cold Phosphor LED Module
Colour Consistency – Initial	1x2 step MacAdam (1x2 SDCM) along BBL (Vibrant - below BBL)
Colour Consistency – Maintained	C3/B10/F10 50,000 hrs
LED Warranty	5 Year Colour Consistency & Lumen Maintenance Warranty 7 Year Operational Warranty
LED Module Life	L ₂₀ - 50,000hrs
CRI XIM Standard Series	Ra: 83 (typical)
CRI XIM Vibrant Series	Ra: 83, R9: 16, R12: 62 (typical)
CRI XIM Artist Series	Ra: 98 (typical), R9 ≥ 90, R15 ≥ 95
LED Colour (K)	2700K / 3000K / 3500K / 4000K

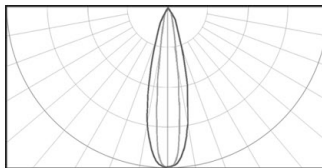
Enepro X Adjustable is the newest addition to the **Enepro Xicato** luminaire product range, utilizing Xicato industry leading LED technology renowned for its colour consistency. The XIM Smart Module offers integrated onboard dimming and control for flicker free, economical dimming. Both the XS and XL **Enepro Xicato Adjustable** luminaires incorporate an effortless, 'no tool' adjustment mechanism that enables the beam direction to be adjusted between 0-25°, offering a variety of illumination possibilities for various architectural lighting applications. Using the same footprint as the **Enepro Xicato** family, the **Enepro Xicato Adjustable** is a valuable addition to the product range, offering specifiers added design flexibility.

Product Code	ENLEDXA-XS -XIM-09	ENLEDXA-XS -XIM-09V	ENLEDXA-XS -XIM-11A	ENLEDXA-XS -XIM-17	ENLEDXA-XS -XIM-17V	ENLEDXA-XS -XIM-27A	ENLEDXA-XL -XIM-21	ENLEDXA-XL -XIM-21V	ENLEDXA-XL -XIM-28A	ENLEDXA-XL -XIM-31	ENLEDXA-XL -XIM-31V
LED Module Type	9mm XIM Standard	9mm XIM Vibrant ^{#3}	9mm XIM Artist	9mm XIM Standard	9mm XIM Vibrant ^{#3}	9mm XIM Artist	19mm XIM Standard	19mm XIM Vibrant ^{#3}	19mm XIM Artist	19mm XIM Standard	19mm XIM Vibrant ^{#3}
CRI (Typical)	83	83	98	83	83	98	83	83	98	83	83
Fixture Lumens ^{#1} <small>(lumens from faceted medium beam fixture)</small>	630	630	630	1170	1170	1170	1700	1700	1700	2550	2550
LED Module Lumens	700	700	700	1300	1300	1300	2000	2000	2000	3000	3000
LED Module Wattage (W)	9.0	9.0	11.1	17.3	17.3	26.9	21.2	21.2	28.6	31.8	31.8
LED Module Efficacy (lm/W)	78	78	63	75	75	48	94	94	70	94	94
Ceiling Cutout Size (mm)	88						152				
Optics - Faceted Reflector	Narrow: 18° (NF) / Medium: 27° (MF)						Narrow: 12° (NF) / Medium: 19° (MF) / Wide: 38° (WF)				
Optics - Lens ^{#4}	Narrow: 12° (NL)						N/A				
Input Voltage	220-240V - 50/60Hz										
Dimming ^{#2}	Operated by 48V constant voltage power supply- Smart driver with flicker free dimming control circuit onboard. Available in DALI (DALI) & 1-10V Analogue (D)										

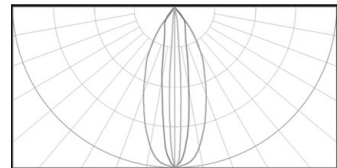
^{#1} Preliminary data values only. ^{#2} Dimming range limited by driver manufacturer. ^{#3} Only available in 3000K. ^{#4} Tight beam option.



XS Model - Lens - Narrow: This offers a tight beam of light.



XS Model - Faceted Reflector: This offers more field angle light



XL Adjustable Model - Faceted Reflector: