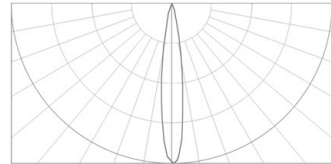
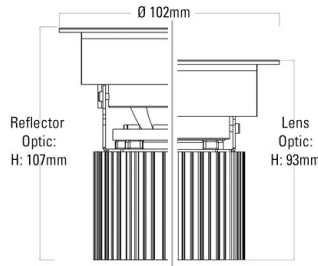
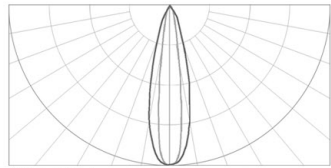


# ENEPRO XICATO ADJUSTABLE - XS DOWNLIGHT

DATE	APRIL 2016	CODE	ENLEDXA-T3-1-EU	A
PROJECT		TYPE		



XS Model - Lens - Narrow. This offers a tight beam of light.



XS Model - Reflectors

LED Module Type	XTM Standard Series / XTM Vibrant Series / XTM Artist Series
LED Type	Xicato Corrected Cold Phosphor LED Module
Colour Consistency – Initial	1x2 step MacAdam (1x2 SDCM) along BBL (Vibrant - below BBL)
Colour Consistency – Maintained	C3/B10/F10 50,000 hrs
LED Warranty	5 Year Colour Consistency & Lumen Maintenance Warranty
LED Module Life	$L_{30}$ - 50,000hrs
CRI XTM Standard Series	Ra: 83 (typical)
CRI XTM Vibrant Series	Ra: 83, R9: 16, R12: 62 (typical)
CRI XTM Artist Series	Ra: 98 (typical), R9 ≥ 90, R15 ≥ 95
LED Colour (K)	2700K / 3000K / 3500K / 4000K

**Enepro X Adjustable** is the newest addition to the **Enepro Xicato** luminaire product range, utilizing Xicato industry leading LED technology renowned for its colour consistency. Both the XS and XL **Enepro Xicato Adjustable** luminaires incorporate an effortless, 'no tool' adjustment mechanism that enables the beam direction to be adjusted between 0-25°, offering a variety of illumination possibilities for various architectural lighting applications. Using the same footprint as the existing **Enepro Xicato** family, the **Enepro Xicato Adjustable** is a valuable addition to the product range, offering specifiers added design flexibility.

Product Code	ENLEDXA-XS-07	ENLEDXA-XS-11	ENLEDXA-XS-15	ENLEDXA-XS-07V	ENLEDXA-XS-11V	ENLEDXA-XS-15V	ENLEDXA-XS-11A	ENLEDXA-XS-15A
LED Module Type	9mm XTM Standard	9mm XTM Standard	9mm XTM Standard	9mm XTM Vibrant <sup>#3</sup>	9mm XTM Vibrant <sup>#3</sup>	9mm XTM Vibrant <sup>#3</sup>	9mm XTM Artist	19mm XTM Artist
CRI (Typical)	83	83	83	83	83	83	98	98
Fixture Lumens <sup>#1</sup> <small>(lumens from specular medium beam fixture)</small>	648	868	1170	648	868	1170	630	837
LED Module Lumens	720	965	1300	720	965	1300	700	930
LED Module Wattage (W)	7.4	10.9	15.6	7.4	10.9	15.6	10.9	15.6
LED Module Efficacy (lm/W)	97	89	83	97	89	83	64	60
Ceiling Cutout Size (mm)	88							
Optics - Lens	Narrow: 12° (NL)							
Optics - Reflector (Faceted)	Narrow: 18° (NF) / Medium: 27° (MF)							
Input Voltage	220-240V - 50/60Hz							
Dimming <sup>#2</sup>	Fixed Output (F) / DALI (DALI) / DSI (DSI) / DMX (DMX) / 1-10V Dimmable (1-10V)							

<sup>#1</sup> Preliminary data values only. <sup>#2</sup> Dimming range limited by driver manufacturer. <sup>#3</sup> Only available in 3000K. <sup>#4</sup> Tight beam option.