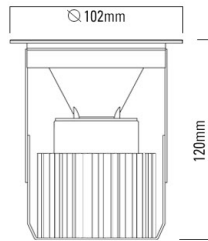
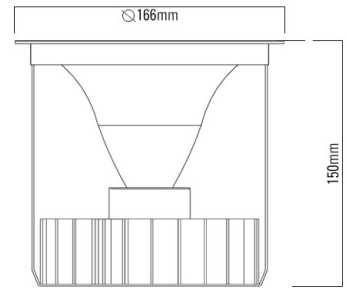


# ENEPRO XICATO FIXED - XIM DOWNLIGHT

|         |            |      |                |   |
|---------|------------|------|----------------|---|
| DATE    | April 2016 | CODE | ENLEDX-T2-1-EU | B |
| PROJECT |            | TYPE |                |   |



XS Model



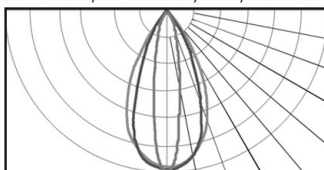
XL Model

|                                 |   |
|---------------------------------|---|
| LED Module Type                 | XIM Standard Series / XIM Vibrant Series / XIM Artist Series                          |
| LED Type                        | Xicato Corrected Cold Phosphor LED Module   |
| Colour Consistency – Initial    | 1x2 step MacAdam (1x2 SDCM) along BBL (Vibrant - below BBL)                           |
| Colour Consistency – Maintained | C3/B10/F10 50,000 hrs   |
| LED Warranty                    | 5 Year Colour Consistency & Lumen Maintenance Warranty<br>7 Year Operational Warranty |
| LED Module Life                 | $L_{50}$ - 50,000hrs  |
| CRI XIM Standard Series         | Ra: 83 (typical)  |
| CRI XIM Vibrant Series          | Ra: 83, R9: 16, R12: 62 (typical)   |
| CRI XIM Artist Series           | Ra: 98 (typical), R9 ≥ 90, R15 ≥ 95   |
| LED Colour (K)                  | 2700K / 3000K / 3500K / 4000K   |

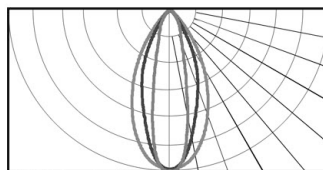
**Enepro Xicato XIM** is the next generation member of the Enepro downlighter family utilising Xicato technology renowned for its industry leading colour consistency. The Xicato XIM modules are the only LED modules featuring fully integrated onboard flicker-free dimming in conjunction with the outstanding colour consistency and quality of light for which previous Xicato LED modules are known. **Enepro Xicato** is a fixed, high performance downlight designed with a deep recessed engine for minimal glare and available in two fixture footprints, **XS** and **XL**. **Enepro Xicato XS** is a small style downlight with output up to 1,118 fixture lumens. Together with the XS is the **Enepro Xicato XL**, which is a larger style of downlight, ideal for higher ceilings or large spaces offering a luminous output of up to 2,460 fixture lumens.

| Product Code  | ENLEDX-XS-XIM-13<br>19mm XIM Standard  | ENLEDX-XS-XIM-13V<br>19mm XIM Vibrant #2 | ENLEDX-XS-XIM-17A<br>19mm XIM Artist | ENLEDX-XL-XIM-21<br>19mm XIM Standard                | ENLEDX-XL-XIM-21V<br>19mm XIM Vibrant #2 | ENLEDX-XL-XIM-28A<br>19mm XIM Artist | ENLEDX-XL-XIM-31<br>19mm XIM Standard | ENLEDX-XL-XIM-31V<br>19mm XIM Vibrant #2 |
|---|--|--|--------------------------------------|--|--|--------------------------------------|---------------------------------------|--|
| LED Module Type   | Standard   | Vibrant #2                               | Artist                               | Standard   | Vibrant #2                               | Artist                               | Standard                              | Vibrant #2                               |
| CRI (Typical)   | 83   | 83                                       | 98                                   | 83   | 83                                       | 98                                   | 83                                    | 83                                       |
| Fixture Lumens #1<br>(lumens from specular medium beam fixture) | 1118   | 1118                                     | 1118                                 | 1640   | 1640                                     | 1640                                 | 2460                                  | 2460                                     |
| LED Module Lumens   | 1300   | 1300                                     | 1300                                 | 2000   | 2000                                     | 2000                                 | 3000                                  | 3000                                     |
| LED Module Wattage (W)  | 13.1   | 13.1                                     | 17.3                                 | 21.2   | 21.2                                     | 28.6                                 | 31.8                                  | 31.8                                     |
| LED Module Efficacy (lm/W)                                      | 99   | 99                                       | 75                                   | 94   | 70                                       | 94                                   | 94                                    | 94                                       |
| Ceiling Cutout Size (mm)  | 88   |  |                                      | 152  |  |                                      |                                       |  |
| Optics - Specular Reflector                                     | Narrow: 21° (NS) / Medium: 43° (MS) / Wide: 59° (WS)   |  |                                      | Narrow: 23° (NS) / Medium: 38° (MS) / Wide: 50° (WS) |  |                                      |                                       |  |
| Optics - Faceted Reflector                                      | Narrow: 20° (NF) / Medium: 45° (MF) / Wide: 55° (WF)   |  |                                      | N/A  |  |                                      |                                       |  |
| Minimum Input Current (mA)                                      | 360  |  |                                      | 580  |  |                                      |                                       |  |
| Input Voltage   | 48V DC +/- 0.5%  |  |                                      |  |  |                                      |                                       |  |
| Dimming   | Operated by 48V CV power supply. Smart driver with flicker-free dimming control circuit onboard. Available in DALI (DALI) & 1-10V Analogue |  |                                      |  |  |                                      |                                       |  |

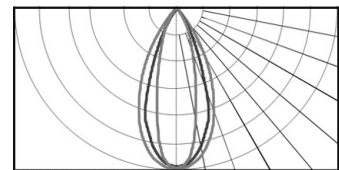
Note: #1 Preliminary data values only. #2 Only available in 3000K.



XS Model - Faceted Reflector:



XS Model - Specular Reflector:



XL Model - Specular Reflector: