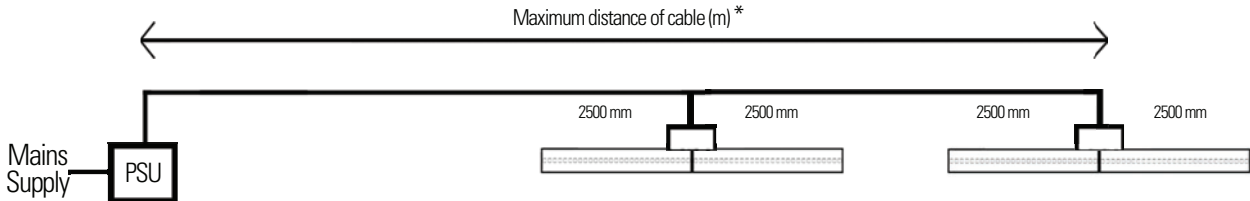
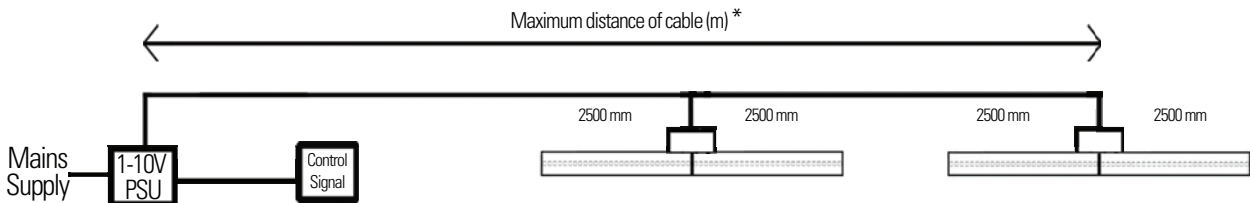


DATE	June 2022	CODE	KLLED-M-I-10	D
PROJECT		TYPE		

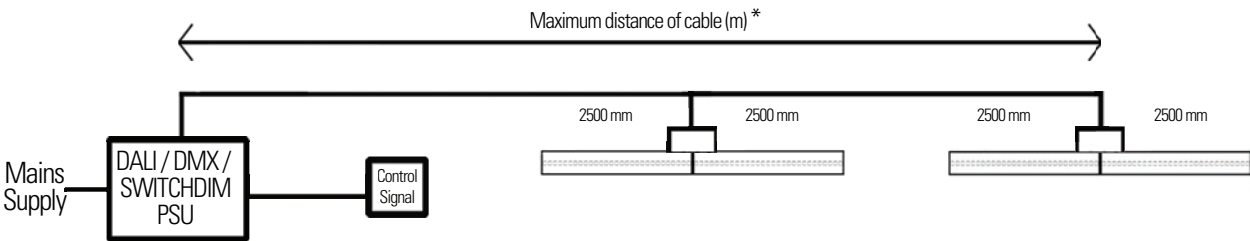
FIXED OUTPUT - TYPICAL WIRING CONFIGURATION



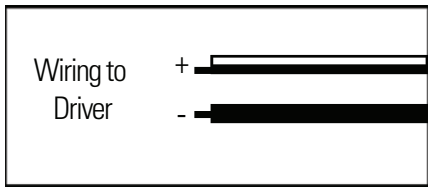
1-10V - TYPICAL WIRING CONFIGURATION



DALI / DMX / SWITCHDIM - TYPICAL WIRING CONFIGURATION USING SINGLE CHANNEL DRIVER



* Power supply unit (PSU) output cable size	0.5mm ²	9 metres
(mm ²) / Max distance (m) recommendations:	0.75mm ²	14 metres
	1.0mm ²	19 metres
	1.5mm ²	28 metres



CAUTION: If requiring more than 2.5 metres of Kove LED Mini interconnected, use a centre feed driver installation method