
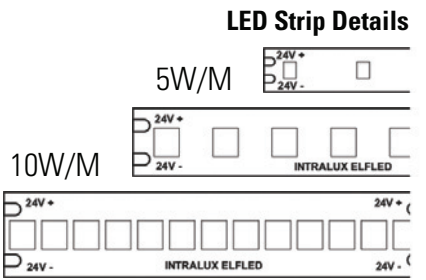
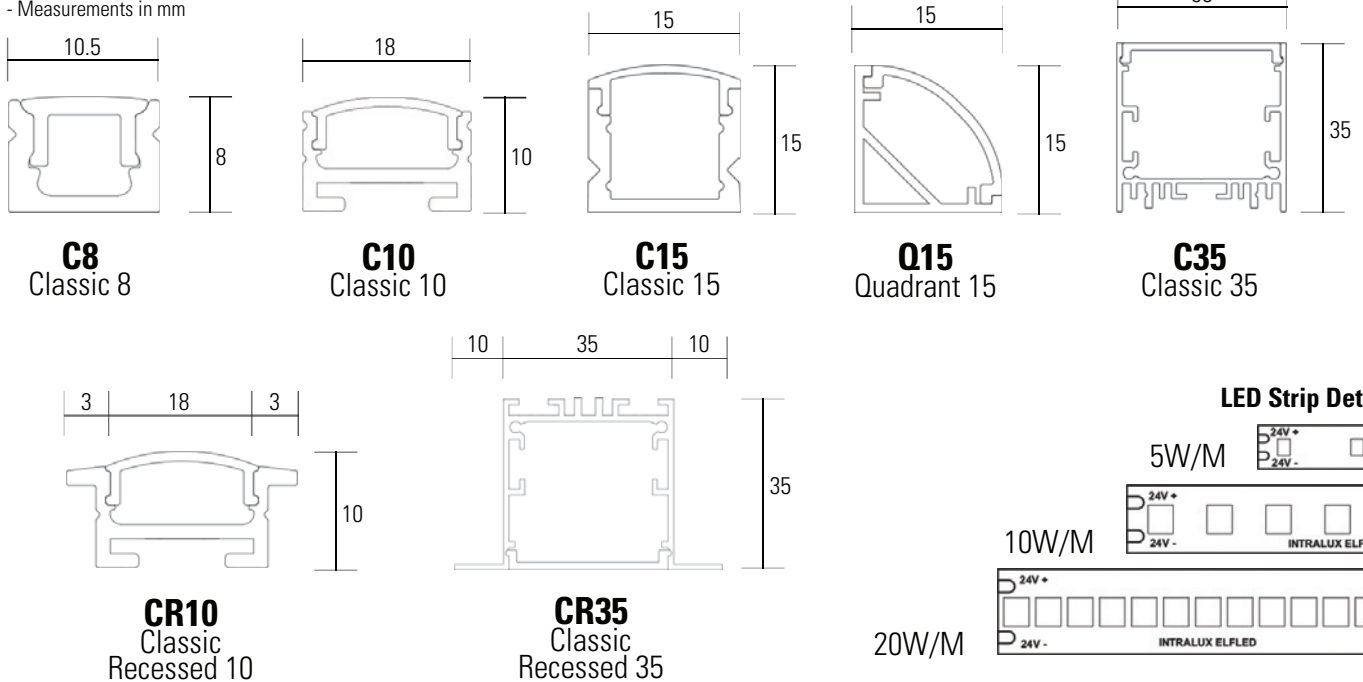


DATE:	November 2021	CODE:	KLM-T1	D
PROJECT:		TYPE:		



**Profile Details**

- Measurements in mm



**Module Characteristics**

Product Code	KLLED-M-5	KLLED-M-10	KLLED-M-20	KLLED-M-RGBW	KLLED-M-TW		
Typical Colour Rendering Index (CRI)	94	94	94	N/A	> 90	LED Module Life	L80 B10 > 50,000 Hours
Fixture Lumens / Metre (lms/m) #1						Input Voltage	24V DC Constant Voltage
C8 Profile with Frosted Diffuser	446	N/A	N/A	N/A	N/A	Colour Consistency	3 Step MacAdam Ellipse
C8 Profile with Matte Diffuser	155	N/A	N/A	N/A	N/A	Max interconnected Length #2	5,000mm
C10/CR10 Profile with Frosted Diffuser	412	701	1,392	1,239	1,587	Connection to PSU	Hardwire tails via starter lead
C10/CR10 Profile with Matte Diffuser	246	418	831	739	947	Interconnection	Male / Female factory fitted between fixtures micro connectors
C15 Profile with Frosted Diffuser	271	462	916	816	1,045		
C15 Profile with Matte Diffuser	145	247	489	436	558		
Q15 Profile with Frosted Diffuser	459	781	1,551	1,380	1,768		
Q15 Profile with Matte Diffuser	272	464	920	819	1,049		
C35/CR35 Profile with Frosted Diffuser	368	626	1,244	1,107	1,418		
C35/CR35 Profile with Matte Diffuser	171	292	579	515	660		
Module Wattage / Metre (W/m)	4.8W	7.9W	16.6W	25.2W	19.2W		
LED Strip Increment Cut Length (mm)	50	50	50	71.5	50		

Notes: #1 Calculated Data Values Only - Based on 90CRI 4000K #2 Dependant on Module Configuration

Standard Accessories Include: 1 x KLLED-M-SL3 - 3 metre Kove LED Mini Starter Lead

Mounting clips (Recommended qty for length s per installation sheet)



**Intralux Australia** 15 Industrial Avenue, Wacol, Queensland 4076 Australia  
 Tel: +61 7 3726 9564 Email: info@intralux.com Website: www.intralux.com

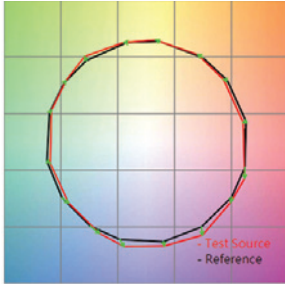
Intralux products are designed and built to comply with appropriate International Standards. All brands and representations within the brochure are Trademarks of their respective holders. Some of the images on this brochure are computer generated representations. Intralux Australia reserves the right to alter the design and specifications of these products without notice. E&OE



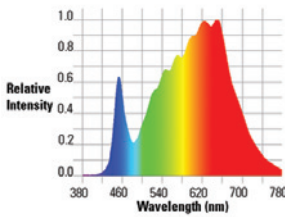
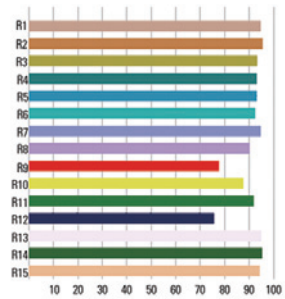
DATE:	November 2021	CODE:	<b>KLM-T1</b>	<b>D</b>
PROJECT:		TYPE:		

**Colour Metrics**

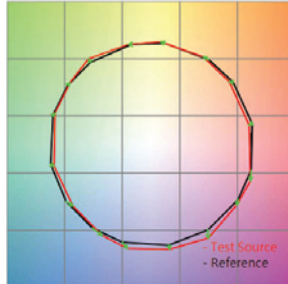
KLLED-M-5 - 3000K



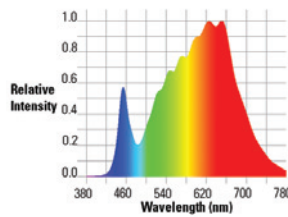
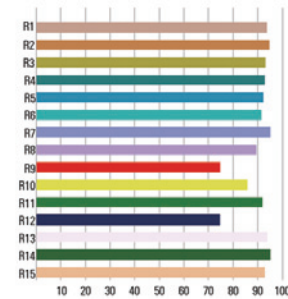
TM-30-15: Rf 90 Rg: 101



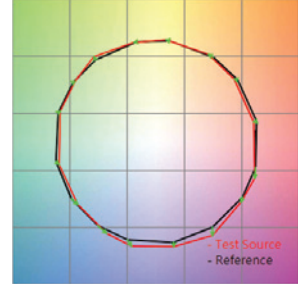
KLLED-M-10 - 3000K



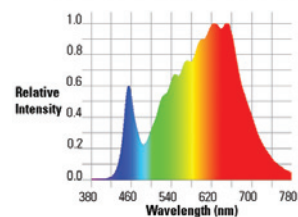
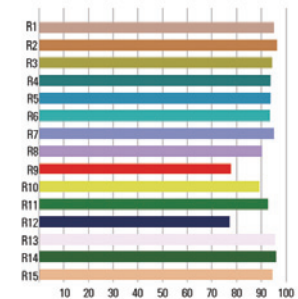
TM-30-15: Rf 90 Rg: 101



KLLED-M-20 - 3000K



TM-30-15: Rf 90 Rg: 101



**Ordering Kove LED Mini**

LED Strip	4.8W/m White LED Strip ( <b>KLLED-M-5</b> ) / 7.9W/m White LED Strip ( <b>KLLED-M-10</b> ) / 16.6W/m White LED Strip ( <b>KLLED-M-20</b> ) / 25.2W/m RGBW LED Strip ( <b>KLLED-M-RGBW</b> ) / 19.2W/m Tunable White LED Strip ( <b>KLLED-M-TW</b> )
Profile Options	Classic 8 Profile ( <b>C8</b> ) / Classic 10 Profile ( <b>C10</b> ) / Classic Recessed 10 Profile ( <b>CR10</b> ) / Classic 15 Profile ( <b>C15</b> ) / Quadrant 15 Profile ( <b>Q15</b> ) / Classic 35 Profile ( <b>C35</b> ) / Classic Recessed 35 Profile ( <b>CR35</b> )
Diffuser Options	Frosted ( <b>F</b> ) / Matte ( <b>M</b> )
Luminaire Exterior Finish	Black Anodized Aluminium ( <b>BA</b> ) as standard / Black Texture Powdercoat ( <b>BT</b> ) / White Texture Powdercoat ( <b>WT</b> ).
CRI / LED Colour Temperature	94CRI 2400K ( <b>924</b> ) / 94CRI 2700K ( <b>927</b> ) / 94CRI 3000K ( <b>930</b> ) / 94CRI 4000K ( <b>940</b> ) / RGB ( <b>RGBW</b> ) / Tunable White ( <b>TW</b> )
Dimming & Control Options*	Fixed Output ( <b>F</b> ) / DALI, DSI, SwitchDim ( <b>DALI</b> ) / DMX ( <b>DMX</b> ) / 1-10V Dim ( <b>1-10V</b> ) RGBW: DALI DT6 ( <b>DALIDT6</b> ) / DMX ( <b>DMX</b> ) : Tunable White: DALI DT8 ( <b>DALIDT8</b> )

**Build the product code**

**KLLED-M-10-C15F-BT-2064-940-DALI**

LED Strip

Profile & Diffuser Combination

Surface Finish

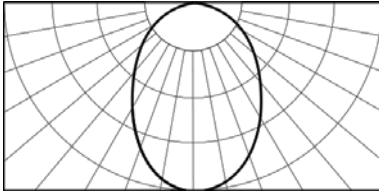
Finished Fixture Length

CRI / LED Colour

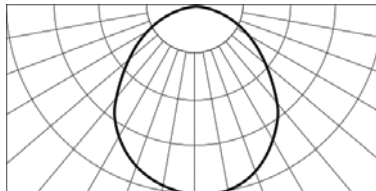
Controls

DATE:	November 2021	CODE:	KLM-T1	D
PROJECT:		TYPE:		

**Photometrics** IES Files available at [www.intralux.com](http://www.intralux.com)

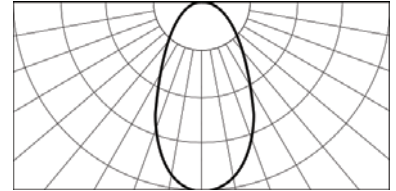


Classic 8 Profile

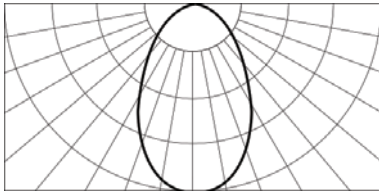


Classic 10 Profile

Classic Recessed 10 Profile

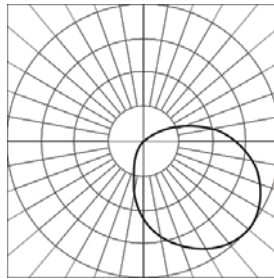


Classic 15 Profile

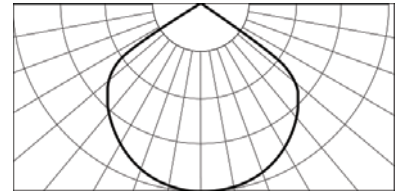


Classic 35 Profile

Classic Recessed 35 Profile

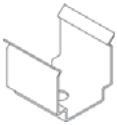


Quadrant 15 Profile



Strip Only

## Accessories



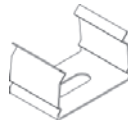
Classic 8 Profile Mounting Clip  
(Part No: KILLED-M-MCC8)

Supplied as standard with all Classic 8 Profiles



Classic 10 Profile Invisible Mounting Clip  
(Part No: KILLED-M-MCI)

Supplied as standard with all Classic 10 / Classic 10 Recessed Profiles



Classic 15 Profile Mounting Clip  
(Part No: KILLED-M-MC15)

Supplied as standard with all Classic 15 Profiles



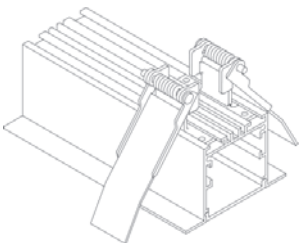
Quadrant 15 Profile Mounting Clip  
(Part No: KILLED-M-MCQ)

Supplied as standard with all Quadrant 15 Profiles



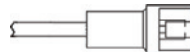
Classic 35 Profile Invisible Mounting Clip  
(Part No: KILLED-M-MC35)

Supplied as standard with all Classic 35 Profiles



Classic Recessed 35 Profile Butterfly Mounting Clip  
(Part No: KILLED-M-MCR35)

Supplied as standard with all Classic Recessed 35 Profiles



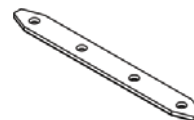
3,000mm Starter Lead  
(Part No: KILLED-M-SL3)

Supplied as standard with all Profiles



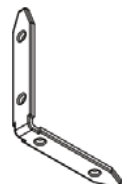
Suspension Cylinder  
(Part No: KILLED-M-SK1)

To be ordered separately



Classic 35 Profile 180° Joining Clip  
(Part No: KILLED-M-JC35180)

To be ordered separately



Classic 35 Profile 90° Joining Clip  
(Part No: KILLED-M-JC3590)

To be ordered separately