

Mounting

Location Pole Top - Vertical and/or horizontal
 Ingress Protection IP66
 Impact Resistance IK09

Electrical

Input Voltage 220-240V AC 50/60Hz
 Zhaga Book 18 Socket Yes. Supplied with Shorting Cap as standard.
 Input Cable Length 1000mm / 6000mm / 10 000mm / other lengths on request
 Electrical Insulation Class I as standard. Class II on request

Dimension

Width 215mm
 Height 72mm
 Weight 3.8 kgs
 Spigot Size Options 42mm / 60mm / 76mm

Light

	10W	20W	30W	40W	50W	60W
Luminaire Power (Typical)	14W	23W	34W	46W	56W	67W
Luminaire Lumens	1475 lms	2470 lms	3615 lms	4791 lms	5710 lms	6687 lms
LED Power (Typical)	10W	20W	30W	40W	50W	60W
LED Lumens	2376 lms	3978 lms	5821 lms	7715 lms	9125 lms	10769 lms
#Lumens 70 CRI 4000K - Average						

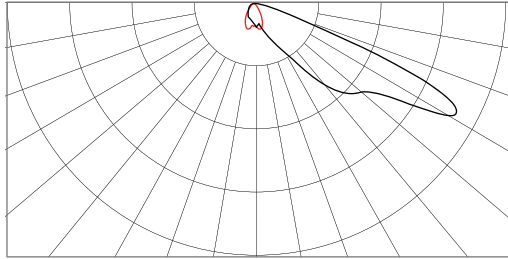
Colour Temperature

1800K / 2700K / 3000K / 4000K / PC Amber
 CRI 70+ (90+ CRI available on request)
 Beam Angle FS3 / SCL / T3-M / DWC / ME / T4 / T4-B / XW
 Binning (SDCM) 3
 LM-80/TM-21 Lifespan L95 > 55,000 hrs
 Max. Verified Ambient Temperature 50°C

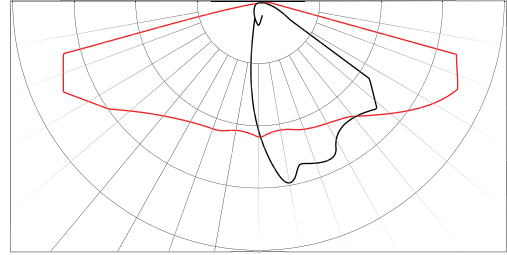
SPECIFICATION CODE

PRODUCT	OUTPUT	BEAM	FINISH	SPIGOT SIZE	COLOUR TEMPERATURE	DIMMING	INPUT CABLE LENGTH
ANC (ANC)	60 (10) 1475 lms (20) 2470 lms (30) 3615 lms (40) 4791 lms (50) 5710 lms (60) 6687 lms	T2M-SHD (FS3-SHD) (SCL-SHD) (T3M-SHD) (DWC-SHD) (ME-SHD) (T4-SHD) (T4B-SHD) (XW-SHD)	MB (MB) Metallic Black Powdercoat (MS) Metallic Silver Powdercoat (W) White Powdercoat (SP) Other	76 (42) - 42mm (60) - 60mm (76) - 76mm	730 (718) 70 CRI 1800K (727) 70 CRI 2700K (730) 70 CRI 3000K (740) 70 CRI 4000K (PC) PC Amber	FZHAGA (FZHAGA) Zhaga Shorting Cap + driver - 3 Core Cable	10 (1) 1m (6) 6m (10) 10m (SP) Custom

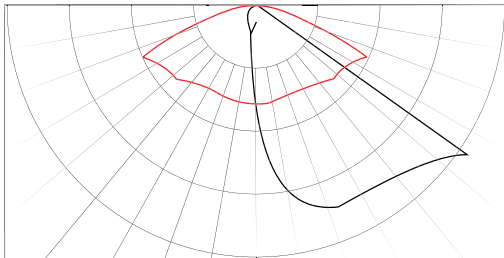
PHOTOMETRIC DATA



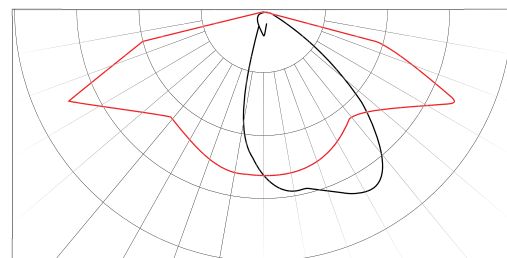
'FS3' Beam with Backlight Shade (FS3 - SHD)



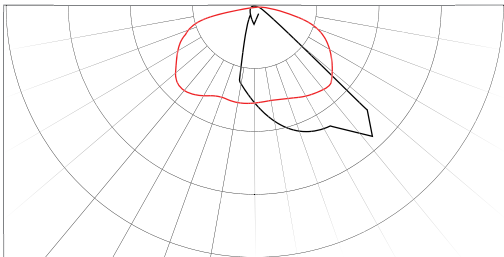
'SCL' Beam with Backlight Shade (SCL - SHD)



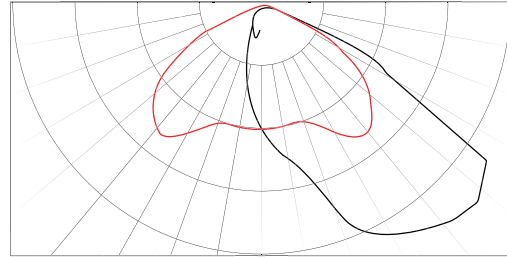
'T3-M' Beam with Backlight Shade (T3M - SHD)



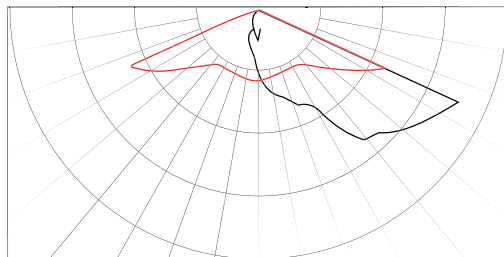
'DWC' Beam with Backlight Shade (DWC - SHD)



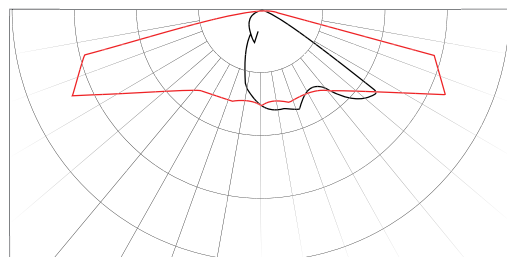
'ME' Beam with Backlight Shade (ME - SHD)



'T4' Beam with Backlight Shade (T4 - SHD)



'T4-B' Beam with Backlight Shade (T4B - SHD)



'XW' Beam with Backlight Shade (XW - SHD)

COMPLIANCE

EN 55015
AS/NZS CISPR15
IEC/EN 60598-1:
IEC/EN 60598-2-1:2014+A1:
AS 62262
NATA Certified IES Files upon request.

