

Mounting

Location Suspended Pendant
Ingress Protection IP44 from below, IP20 elsewhere

Electrical

Input Voltage 220-240Vac 50/60Hz
Dimming Fixed Output, DALI & Push Dim
Driver Location Integral
Suspension Clear Flex 2000mm

Dimension

Length 100mm
Diameter 92mm
Weight 0.69kgs

Light

10W
Luminaire Power (Typical) 12.6W
Luminaire Lumens 1378 lms
LED Power (Typical) 10.1W
LED Lumens 1618 lms

#Lumens based on Medium Beam - 3000K

Colour Temperature 2700K / 3000K / 3500K / 4000K
CRI/R9 93 / 50+

Beam Angle Narrow - 17° / Medium - 25° / Wide - 37° / Flood - 58° / Oval - 16° x 67°

Binning (SDCM) 2

LM-80/TM-21 Lifespan L90 B10 > 60,500 hours

Max. Verified Ambient Temperature 40°C

SPECIFICATION CODE

PRODUCT
COMPACT

WATTAGE
10

(10) 1378 lms

MODEL
P

(P) Pendant

BEAM
F

(N) Narrow - 17°
(M) Medium - 25°
(W) Wide - 37°
(F) Flood - 58°
(O) Oval - 16° x 67°

FINISH
BT

(WT) White Texture
(BT) Black Texture
(BRT) Bronze Texture
(MS) Metallic Silver
(MG) Metallic Gold

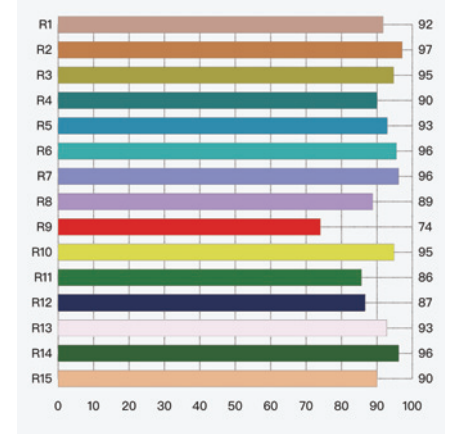
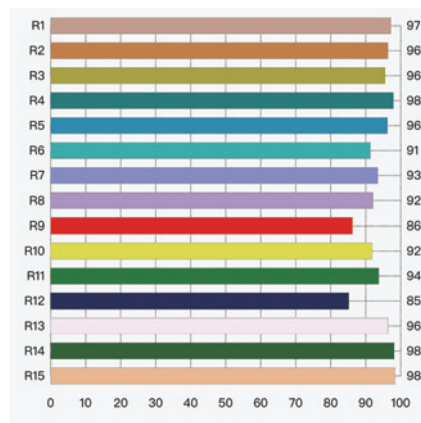
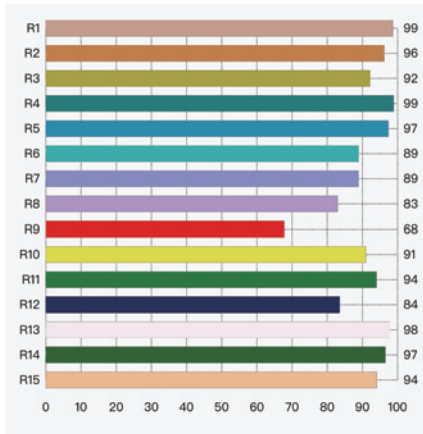
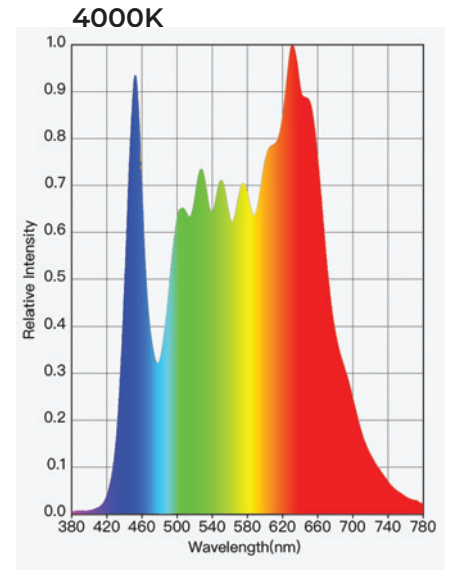
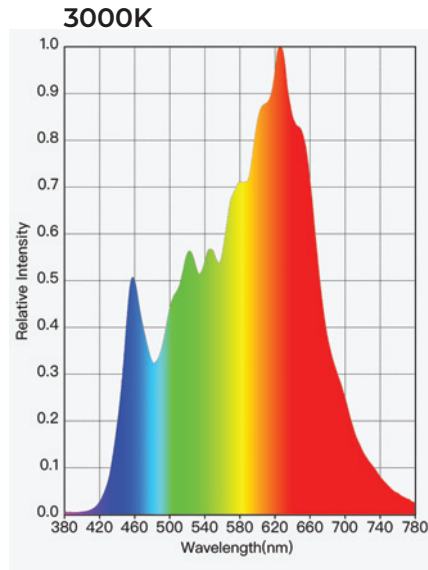
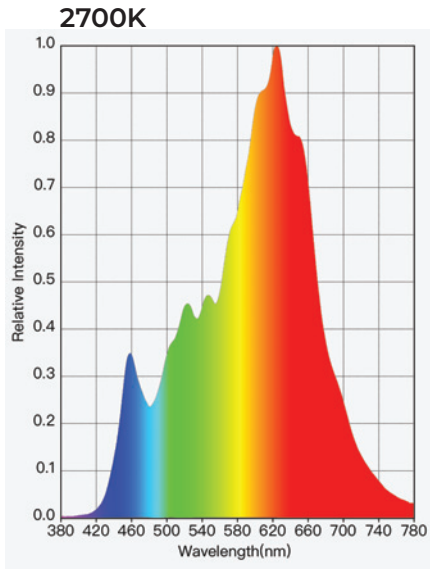
COLOUR
TEMPERATURE
930

(927) 2700K
(930) 3000K
(935) 3500K
(940) 4000K

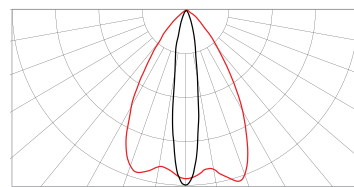
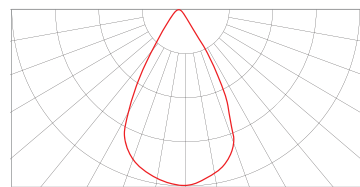
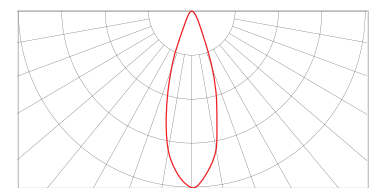
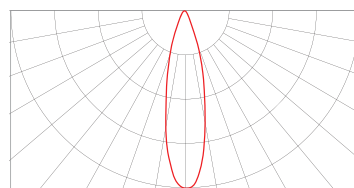
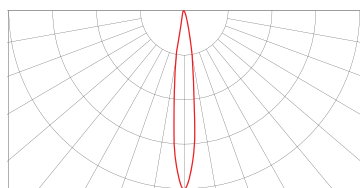
DIMMING
DALI

(F) Fixed Output
(DALI) DALI & Push Dim

COLOUR METRICS



PHOTOMETRIC DATA



COMPLIANCE

EN 55015:2019+A11:2020
 AS/NZS CISPR15:2017
 IEC/EN 60598-1:2020
 IEC/EN 60598-2-1:2014+A1:2015
 AS/NZS: 1680.2.5:2018 (4000K only)

