

**Mounting**  
Location  
Ingress Protection

Recessed  
IP20

**Electrical**  
Input Voltage  
Dimming  
Driver Location  
Electrical Connection Type  
Power Cord Length

220-240Vac 50/60Hz  
Fixed Output, DALI & Push Dim, Casambi, Phase Dim  
Remote  
Australian 3Pin Plug  
2000mm

**Dimension**  
Trim Diameter  
Ceiling Cutout  
Height  
Weight

166mm  
152mm  
112mm  
0.6kgs excluding driver.

**Light**  
Luminaire Power (Typical)  
Luminaire Lumens  
LED Power (Typical)  
LED Lumens

	<b>12W</b>	<b>17W</b>	<b>25W</b>	<b>37W</b>
Luminaire Power (Typical)	14.6W	20W	27.6W	42W
Luminaire Lumens	1591 lms	2273 lms	3182 lms	4774 lms
LED Power (Typical)	11.4W	16.6W	24.2W	37.3W
LED Lumens	1864 lms	2663 lms	3728 lms	5592 lms

#Lumens based on Medium Beam - 3000K

Colour Temperature  
CRI/R9  
Beam Angle  
Binning (SDCM)  
LM-90/TM-21 Lifespan  
Max. Verified Ambient Temperature

2700K / 3000K / 3500K / 4000K  
93 / 50+  
Narrow - 19° / Medium - 30° / Wide - 41°  
2  
L90 B10 > 60,500 hours  
40°C

## SPECIFICATION CODE

PRODUCT  
**ENLED-XL**

WATTAGE  
**17**

(12) 1591 lms  
(17) 2273 lms  
(25) 3182 lms  
(37) 4774 lms

MODEL  
**D**

(D) Downlight

BEAM  
**W**

(N) Narrow - 19°  
(M) Medium - 30°  
(W) Wide - 41°

FINISH  
**BT**

(WT) White Texture  
(BT) Black Texture  
(BRT) Bronze Texture  
(MS) Metallic Silver  
(MG) Metallic Gold

COLOUR  
TEMPERATURE  
**930**

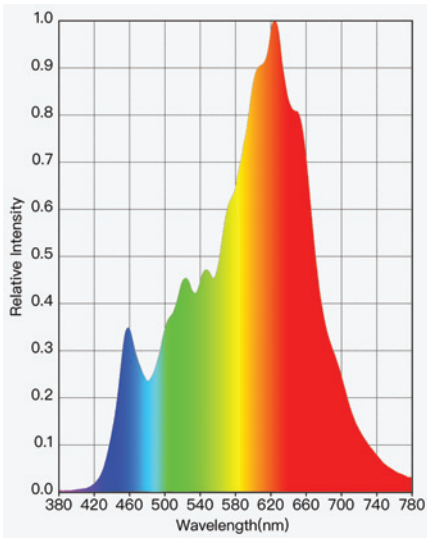
(927) 2700K  
(930) 3000K  
(935) 3500K  
(940) 4000K

DIMMING  
**DALI**

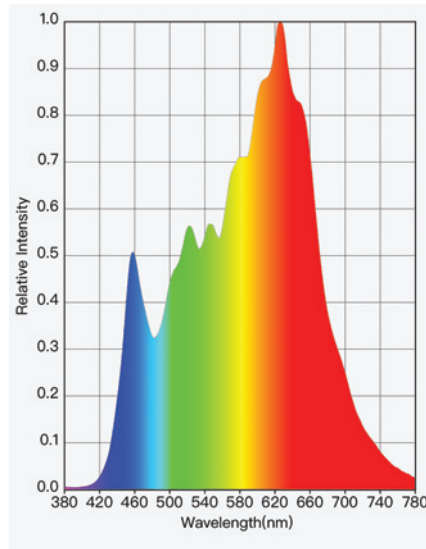
(F) Fixed Output  
(DALI) DALI & Push Dim  
(1-10V) 1-10V Dimmable  
(CAS) Casambi  
(PCD) Phase Cut Dim

## COLOUR METRICS

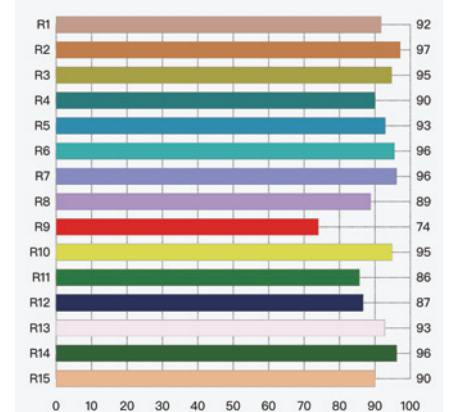
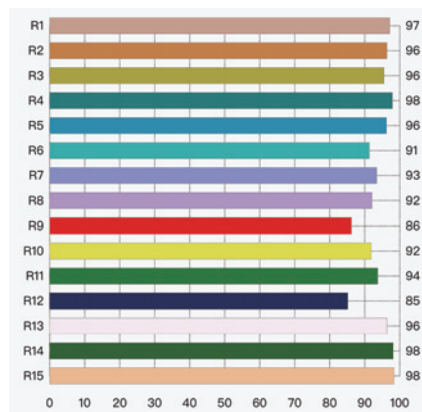
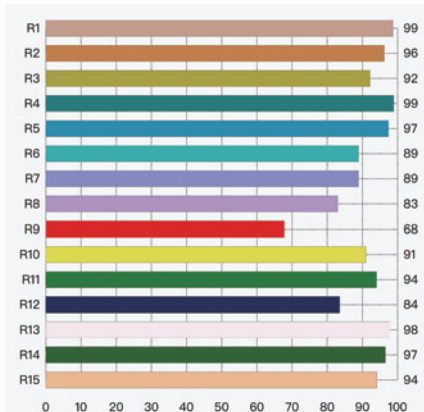
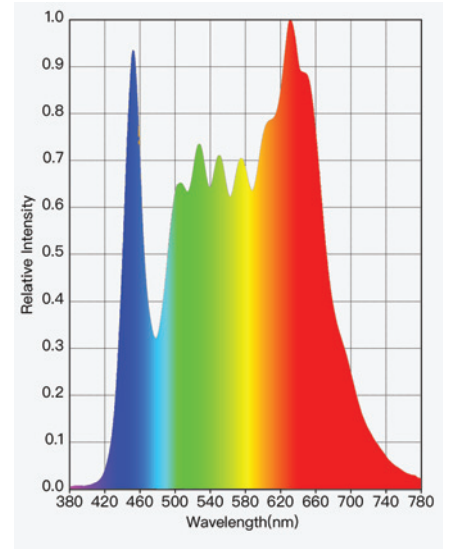
2700K



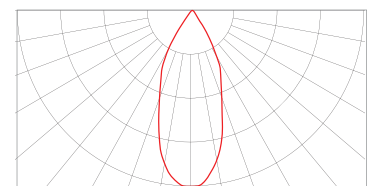
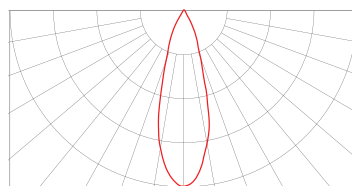
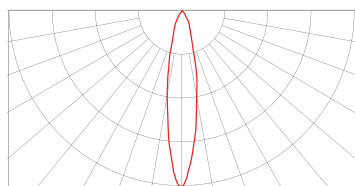
3000K



4000K



## PHOTOMETRIC DATA



## COMPLIANCE

EN 55015:2019+A11:2020  
 AS/NZS CISPR15:2017  
 IEC/EN 60598-1:2020  
 IEC/EN 60598-2-1:2014+A1:2015  
 AS/NZS 60598-2-2:2016  
 AS/NZS: 1680.2.5:2018 (4000K only)



CASAMBI



<19 UGR RATED

