

Mounting

Location Recessed
Ingress Protection IP20

Electrical

Input Voltage 220-240Vac 50/60Hz
Dimming Fixed Output, DALI & Push Dim, Phase Cut Dimmable, Casambi
Driver Location Remote
Electrical Connection Type Australian 3Pin Plug
Power Cord Length 2000mm

Dimension

Trim Size 294mm x 62mm
Ceiling Cutout Size 284mm x 52mm
Height 42mm
Weight 0.4kgs excluding driver.

Light

	7W	11W
Luminaire Power (Typical)	10.4W	14.3W
Luminaire Lumens	868 lms	1240 lms
LED Power (Typical)	7W	11W
LED Lumens	1146 lms	1638 lms

#Lumens based on WT 3000K luminaire

Colour Temperature 2700K / 3000K / 4000K
CRI/R9 93 / 50+
Beam Angle Asymmetric
Binning (SDCM) 2
LM-90/TM-21 Lifespan L90 B10 > 60,500 hours
Max. Verified Ambient Temperature 40°C

Technical note:

WT finish offers higher efficiency
BT finish offers reduced backward light spill/glare

SPECIFICATION CODE

PRODUCT
FLED

WATTAGE
11

(7) 868 lms
(11) 1240 lms

BEAM
A

(A) Asymmetric

FINISH
BT

(WT) White Texture
(BT) Black Texture

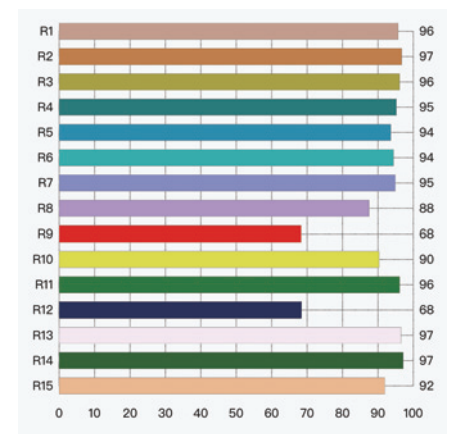
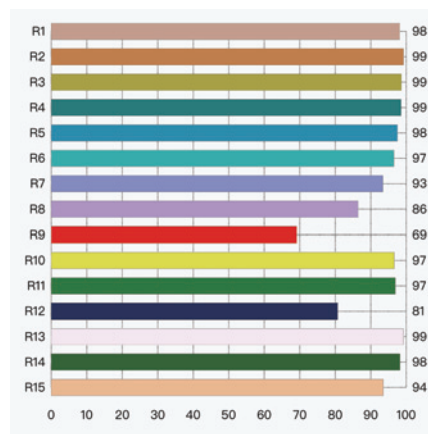
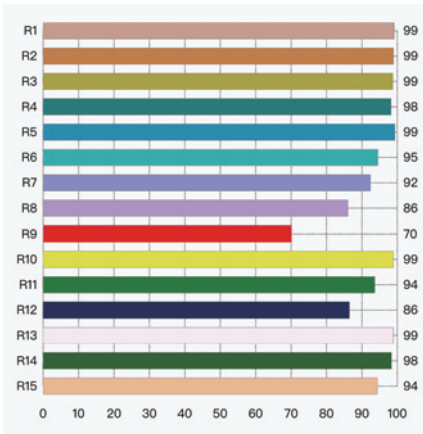
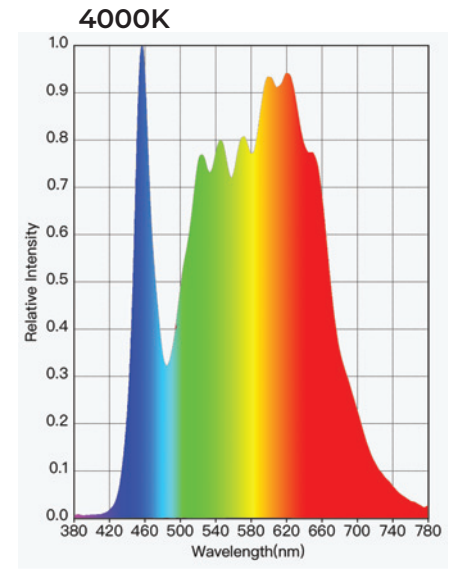
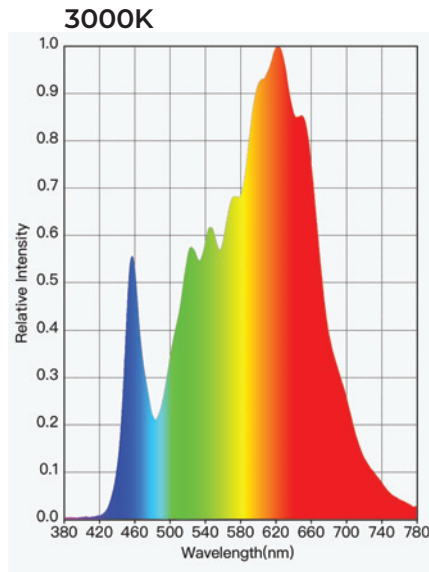
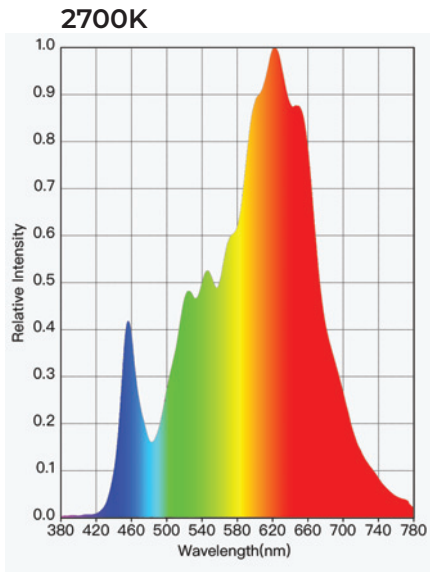
COLOUR
TEMPERATURE
930

(927) 2700K
(930) 3000K
(940) 4000K

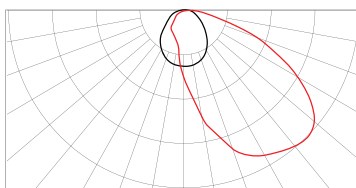
DIMMING
DALI

(F) Fixed Output
(DALI) DALI & Push Dim
(PCD) Phase Cut Dim
(CAS) Casambi

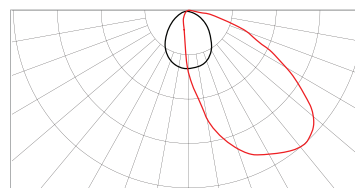
COLOUR METRICS



PHOTOMETRIC DATA



White Finish (WT)



Black Finish (BT)

COMPLIANCE

EN 55015:2019+A11:2020
 AS/NZS CISPR15:2017
 IEC/EN 60598-1:2020
 IEC/EN 60598-2-1:2014+A1:2015
 AS/NZS 60598-2-2:2016
 AS/NZS: 1680.2.5:2018 (4000K only)



CASAMBI

