

Mounting		
Location		Surface
Type		Mounting Clip (Optional)
Ingress Protection		IP40
Electrical		
Input Voltage		220-240V AC 50/60Hz
Dimming		Fixed Output, DALI & Push Dim, 1-10V, Casambi
Driver Location		Integral
Electrical Connection Type		Plug+Go
Starter Lead Length		1m
Interconnection Between Fixtures		Yes
Dimension		
Width		97mm
Height		39mm to 70mm depending on adjusted angle
Weight		2.45kgs/m
Maximum Single Luminaire Length		2.828m
Finished Fixture Length		LED Module Increments + 20mm
Light		
Luminaire Power (Typical)	12W Module	19W Module
Luminaire Lumens	21.8W/m 2230 lms/m	32.1W/m 3686 lms/m
Colour Temperature	2700K / 3000K / 4000K	
CRI/R9	90 / 50+	
LED Module Increments	140mm	
Beam Angle	Asymmetric	
Beam Adjustment	0°-36°	
Binning (SDCM)	3	
LM-80/TM-21 Lifespan	L90 B10 42,000 / L80 B10 > 72,000 hours	
Max. Verified Ambient Temperature	40°C	
Max. Interconnectable Run Length	60m (Dependant on module configuration)	
Accessories:		
KLLLED-SL-D		Kove LED 1m Starter Lead - Dimmable
KLLLED-SL-F		Kove LED 1m Starter Lead - Non Dimmable
KLLLED-EL1-D		Kove LED 1m Extension Lead - Dimmable * Other lengths available
KLLLED-A-MC1		Kove LED Adjustable Mounting Clip (EA)

SPECIFICATION CODE

PRODUCT
KLLLED-A

MODEL
12

(12) HE - 2230 lms/m
(19) HO - 3686 lms/m

FINISH
BA

(BA) Black Anodized
as standard

LUMINAIRE
LENGTH
2828

Fitting length in mm

COLOUR
TEMPERATURE
930

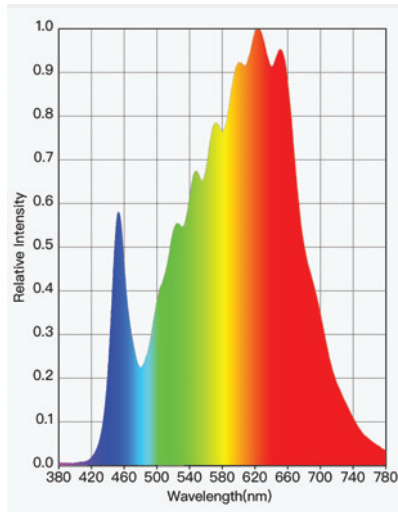
(927) 2700K
(930) 3000K
(940) 4000K

DIMMING
DALI

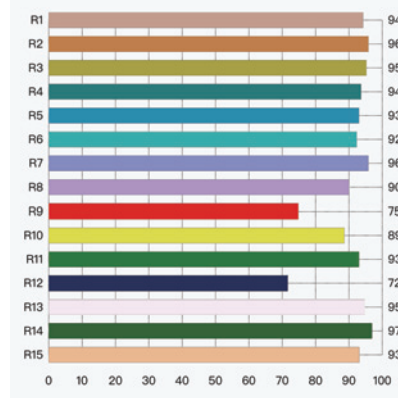
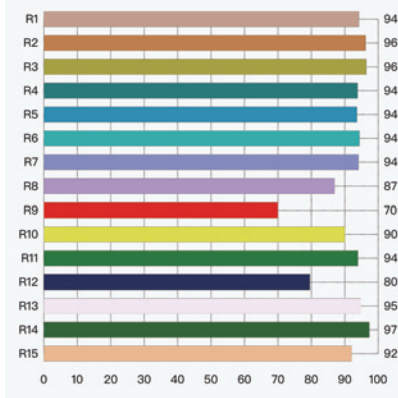
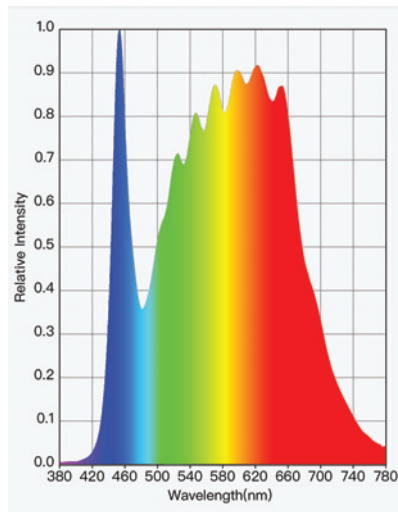
(F) Fixed Output
(DALI) DALI & Push Dim
(DSI) DSI Dimmable
(CAS) Casambi

COLOUR METRICS

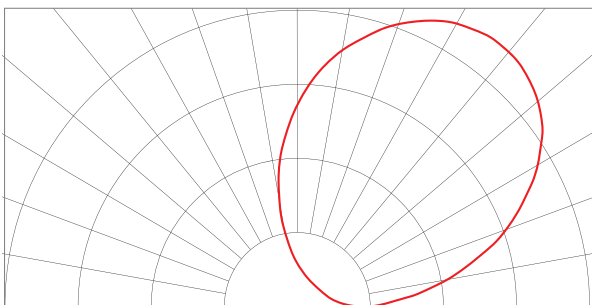
3000K



4000K



PHOTOMETRIC DATA



COMPLIANCE

EN55015:2013+A1:2015
 AS/NZS CISPR15:2017
 IEC/EN 60598-1:2017
 IEC/EN 60598-2-1:2014+A1:2015
 AS/NZS: 1680.2.5:2018 (4000K only)



CASAMBI