

Mounting		
Location		Surface
Type		Mounting Clip (Optional)
Ingress Protection		IP40
Electrical		
Input Voltage		220-240V AC 50/60Hz
Dimming		Fixed Output, DALI & Push Dim, 1-10V, Casambi
Driver Location		Integral
Electrical Connection Type		Plug+Go
Starter Lead Length		1m
Interconnection Between Fixtures		Yes
Dimension		
Width		68mm
Height		42mm
Weight		1.7kgs/m
Maximum Single Luminaire Length		2.815m
Finished Fixture Length		LED Module Increments + 15mm
Light		
Luminaire Power (Typical)	12W Module	19W Module
Luminaire Lumens	21.8W/m 1936 lms/m	32.1W/m 3200 lms/m
Colour Temperature	2700K / 3000K / 4000K	
CRI/R9	90 / 50+	
LED Module Increments	140mm	
Beam Angle	Asymmetric	
Binning (SDCM)	3	
LM-80/TM-21 Lifespan	L90 B10 - 42,000 hours / L80 B10 > 72,000 hours	
Max. Verified Ambient Temperature	40°C	
Max. Interconnectable Run Length	60m (Dependant on module configuration)	
Accessories:		
KLLED-SL-D	Kove LED 1m Starter Lead - Dimmable	
KLLED-SL-F	Kove LED 1m Starter Lead - Non Dimmable	
KLLED-ELI-D	Kove LED 1m Extension Lead - Dimmable *Other lengths available	
KLLED-P-MC1	Kove LED Professional Mounting Clip (EA)	

SPECIFICATION CODE

PRODUCT
KLLED-P

MODEL
12

(12) HE - 1936 lms/m
(19) HO - 3200 lms/m

FINISH
BA

(BA) Black Anodized as standard
(PW) Pearl White
(SP) Other

LUMINAIRE LENGTH
2815

Fitting length in mm.

COLOUR TEMPERATURE
930

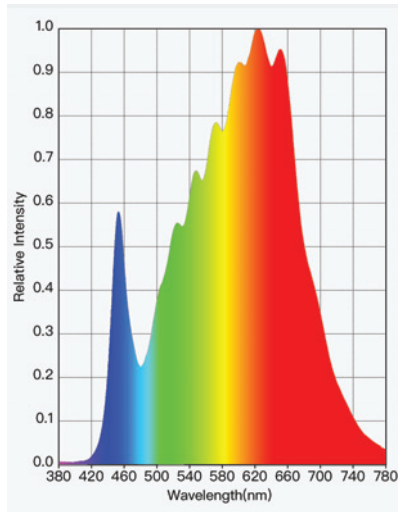
(927) 2700K
(930) 3000K
(940) 4000K

DIMMING
DALI

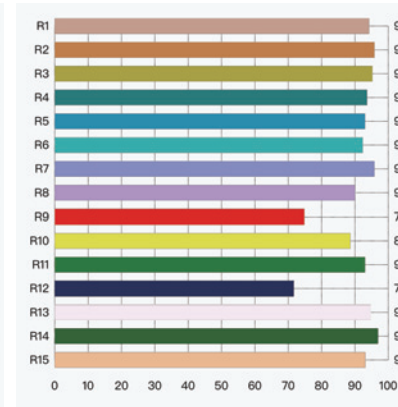
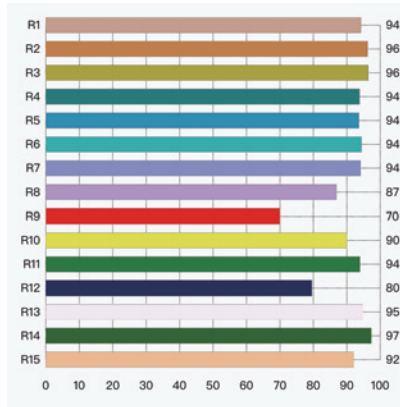
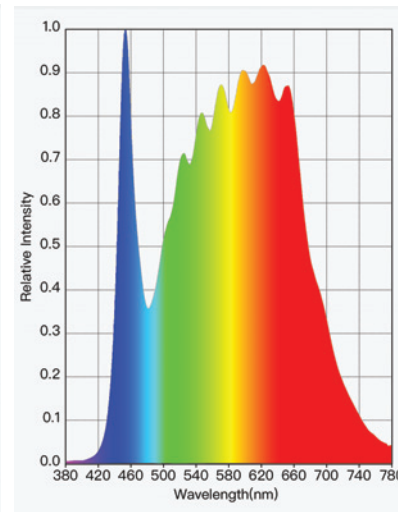
(F) Fixed Output
(DALI) DALI & Push Dim
(DSI) DSI Dimmable
(CAS) Casambi

COLOUR METRICS

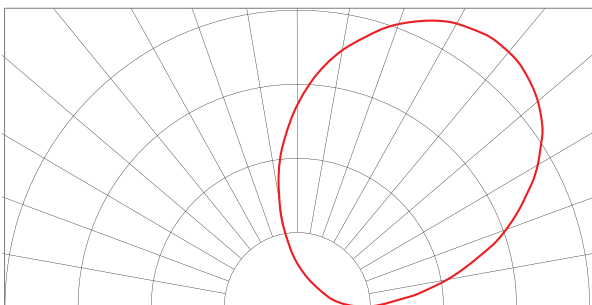
3000K



4000K



PHOTOMETRIC DATA



COMPLIANCE

EN55015:2013+A1:2015
 AS/NZS CISPR15:2017
 IEC/EN 60598-1:2017
 IEC/EN 60598-2-1:2014+A1:2015
 AS/NZS: 1680.2.5:2018 (4000K only)



CASAMBI