

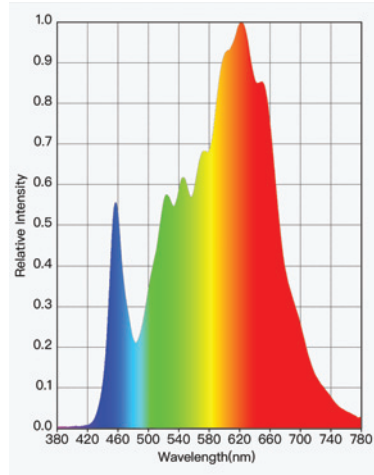
| | | |
|-----------------------------------|--|-------------------|
| Mounting | | |
| Location | Surface / Suspended / Wall | |
| Type | Dependant on location. Options include Wire Suspension Kit, Rod Suspension Wall Mount Bracket | |
| Ingress Protection | IP20 | |
| Electrical | | |
| Input Voltage | 220-240V ac 50/60Hz | |
| Dimming | Fixed Output, DALI & Push Dim, 1-10V, Casambi | |
| Driver Location | Integral | |
| Electrical Connection Type | Hardwired or Clear Flex | |
| Input Cable Length | 2500mm | |
| Interconnection Between Fixtures | Male / Female Factory Fitted Connectors | |
| Dimension | | |
| Width | 51.5mm | |
| Height | 90mm | |
| Weight | 2.9kgs/m | |
| Maximum Single Luminaire Length | 2820mm | |
| Finished Fixture Length | LED Module Increments + 20mm | |
| Light | | |
| | 11W Module | 17W Module |
| Luminaire Power (Typical) | 23W/m | 34W/m |
| Luminaire Lumens | 1925 lms/m | 3025 lms/m |
| Colour Temperature | 2700K / 3000K / 4000K | |
| CRI | 93 | |
| LED Board Increments | 280mm | |
| Beam Angle | Louver Black Inner - 60°, Louver Black Inner - 90° Louver White Inner - 60°, Louver White Inner - 90° | |
| Binning (SDCM) | 3 | |
| LM-80/TM-21 Lifespan | L80 B10 > 50,000 hours | |
| Max. Verified Ambient Temperature | 40°C | |
| Max. Interconnectable Run Length | 50m (Dependant on module configuration) | |
| VL9050 Family Options | | |
| | Uplighter | |
| | Mini-Spots | |
| | Global Track | |
| | Blanking Sections | |

SPECIFICATION CODE

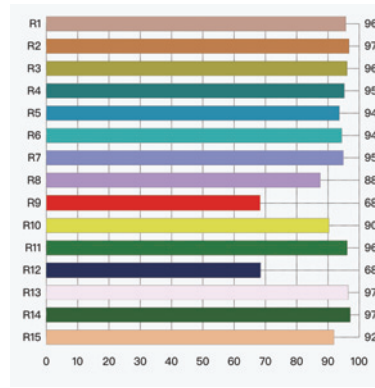
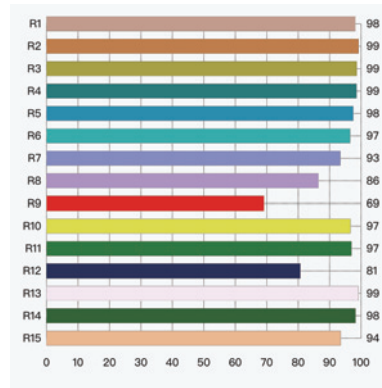
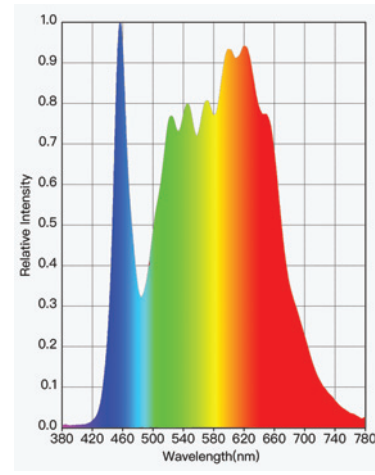
| | | | | | | | |
|--------------------------|--|---|---|---|--|--|---|
| PRODUCT VL9050 | WATTAGE 11 <small>(11) 1925 lms/m (17) 3025 lms/m</small> | MODEL LB6 <small>(LB6) Louver Black - 60° (LB9) Louver Black - 90° (LW6) Louver White - 60° (LW9) Louver White - 90°</small> | INSTALL TYPE SM <small>(SM) Surface Mount (SU) Suspended (WM) Wall Mount</small> | LUMINAIRE LENGTH 2820 <small>Run length in mm.</small> | FINISH BT <small>(BT) Black Texture Powdercoat (WT) White Texture Powdercoat (SP) Other</small> | COLOUR TEMPERATURE 930 <small>(927) 2700K (930) 3000K (940) 4000K</small> | DIMMING DALI <small>(F) Fixed Output (DALI) DALI & Push Dim (1-10V) 1-10V Dimmable (CAS) Casambi</small> |
|--------------------------|--|---|---|---|--|--|---|

COLOUR METRICS

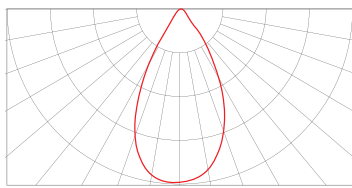
3000K



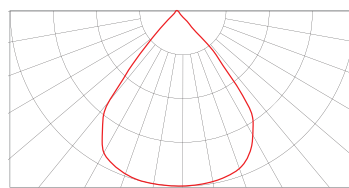
4000K



PHOTOMETRIC DATA



Louver - 60°



Louver - 90°

COMPLIANCE

EN 55015:2019+A11:2020
 AS/NZS CISPR15:2017
 IEC/EN 60598-1:2020
 IEC/EN 60598-2-1:2014+A1:2015



CASAMBI